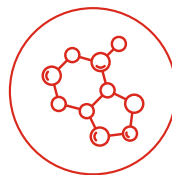





births in australia 2016<sup>1</sup>

**311,104**



money invested in research  
to date by red nose

**\$16.83 million**



research currently being funded by red nose

- An individual participant data meta-analysis of going-to-sleep position and risk of late pregnancy stillbirth
- The effect of migration and acculturation on risk of stillbirth in Western Australia
- Preventing Term Stillbirth in South Asian Born Mothers: A stepped wedge cluster randomised controlled trial
- Bridging the gap between human postmortem tissue analysis and animal models in SIDS research

perinatal deaths  
in 2015<sup>2</sup>  
**2,849**  
9 per 1,000

neonatal deaths  
**689**  
2 per 1,000

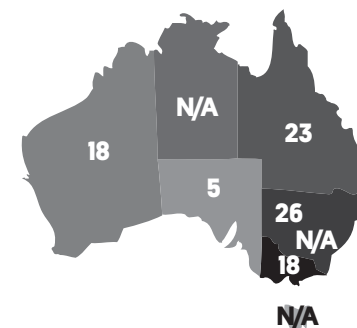
stillbirths  
**2,160**  
7 per 1,000

injury &  
poisoning deaths<sup>5</sup>  
latest annual average  
**93**  
6 per 100,000

sudi deaths in 2016<sup>3</sup>  
**94**  
0.3 per 1,000

sudi deaths 1989-2016<sup>6</sup>  
**5,015**

incidence by state 2016<sup>4</sup>



decrease in the rate of  
sudi deaths 1989-2016<sup>6</sup>  
**85%**

lives saved since risk  
reduction campaigns began<sup>6-7</sup>  
**9,967**

## definitions and explanations

**SUDI** Sudden Unexpected Deaths in Infancy including SIDS.  
**Perinatal** All fetal and neonatal deaths of at least 400 grams birthweight or at least 20 weeks gestation.  
**Neonatal** Deaths within 28 days of birth.  
**Stillbirth** Fetal deaths (if the birthweight is at least 400 grams or the gestational age is 20 weeks or more).  
**Injury and poisoning deaths** include persons aged 0-4 years in Australia per annum on average calculated using 2011-2014 data. See note 5 for source.

1 Australian Bureau of Statistics (2017). 3303.0 - Causes of Death, Australia, 2016 Appendix A1.5. ABS, Canberra.  
2 Australian Institute of Health and Welfare (2017). Australia's mothers and babies 2015—in brief. Perinatal statistics series no. 31. Cat no. PER 72. Canberra: AIHW.  
3 Australian Bureau of Statistics (2017). 3303.0 - Causes of Death, Australia, 2016. ABS, Canberra.  
4 Explanatory note from the ABS: "Data with small values have been randomly assigned to protect the confidentiality of individuals. As a result, some totals will not equal the sum of their components".  
5 Australian Institute of Health and Welfare (2017). GRIM (General Record of Incidence of Mortality) Books 2014: All external causes of morbidity and mortality. Canberra: AIHW. Note: Data for all external causes of mortality are from the ICD-10 (V01-Y98).  
6 Australian Bureau of Statistics (2003). SIDS in Australia 1981-2000: A statistical overview. ABS, Canberra & Australian Bureau of Statistics (2001-). 3303.0 - Causes of Death, Australia, 2001-. ABS, Canberra.  
7 Includes calculations prepared by Red Nose and confirmed by the ABS.